




Parts lists Quick-Brush

QB200

V20230228

Wearing parts

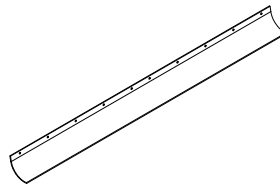
Slijtdelen



1



2



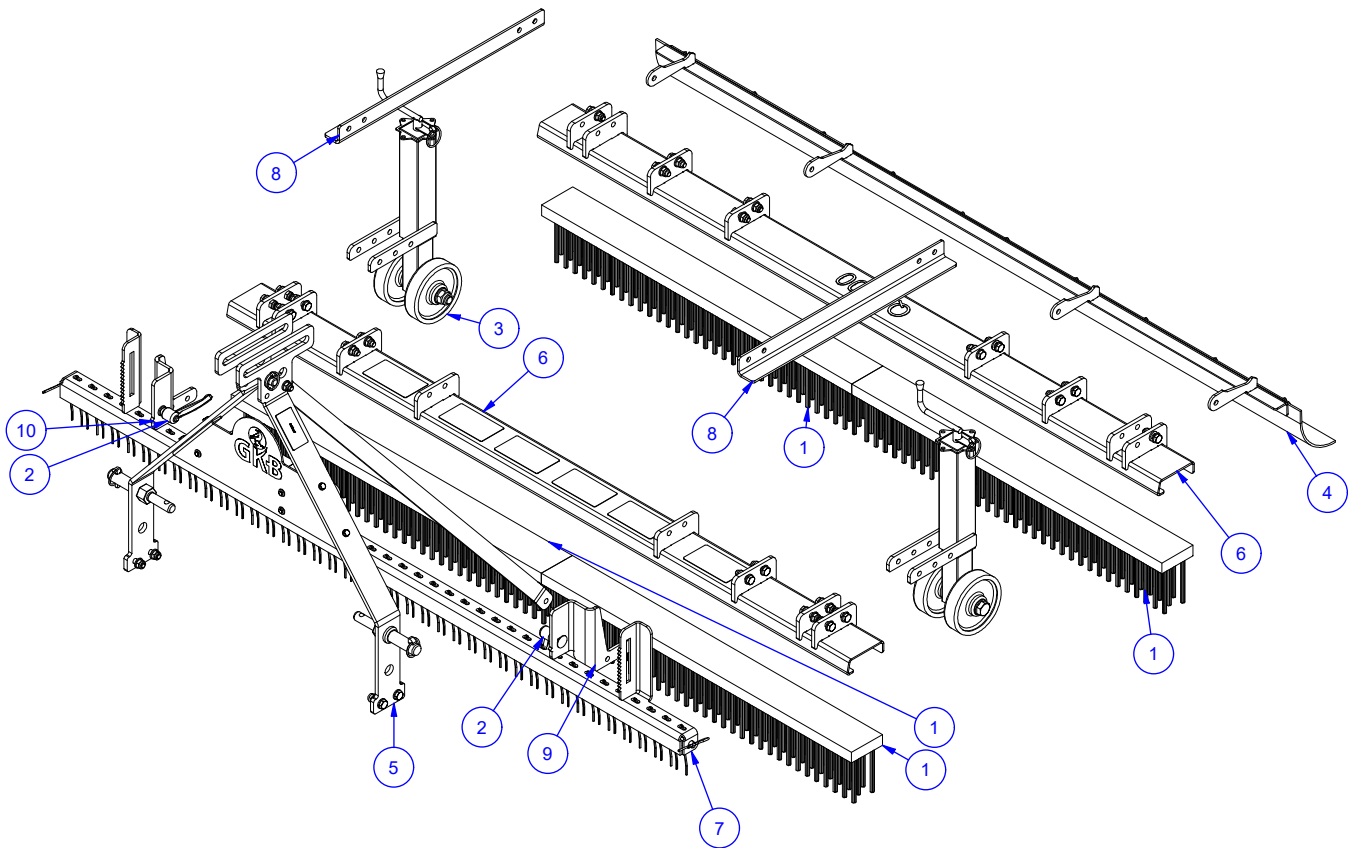
Item	Quantity	Part number	Description	Omschrijving
1	2/4*	0110-0001	Brush 1000x100x30 hoh30 H130x3	Borstelset 1000x100x30 hoh30 H130x3
2	40**	0111-0002	Spring tine universal	Koolzaadtand Univ.
3	1	QB20.00.03	Kit - rubber flap	Kit - rubberen flap
*	2	0110-0001	Quick-Brush basis	
	4	0110-0001	Quick-Brush compleet	
**	40	0111-0002	Quick-Brush compleet	

QB200 Complete

QB200 Complet



Item	Quantity	Part number	Description	Omschrijving
1	4	0110-0001	Brush 1000x100x30 hoh30 H125x3	Borstel 1000x100x30 hoh30 H125x3
2	2	0603-0005	Clamping lever with female thread M12	Klemhefboom met binnendraad M12
3	1	QB20.00.01	Kit- wheeladjustment	Kit- wielhoogte verstelling
4	1	QB20.00.03	Kit - rubber flap	Kit - rubberen flap
5	1	QB20.01.01	Three point hitch	Driepunt samenstelling
6	2	QB20.02.02	Weldingassembly brush holder	Lassamenstelling borstelhouder
7	1	QB20.04.01	Toothbar	Tandenbalk
8	2	QB20.05.001	Angle connection brushes	Hoekijzer koppeling borstels
9	1	QB20.05.033	Fixation toothbar left	bev. tandenbalk links
10	1	QB20.05.035	Fixation toothbar right	bev. tandenbalk rechts

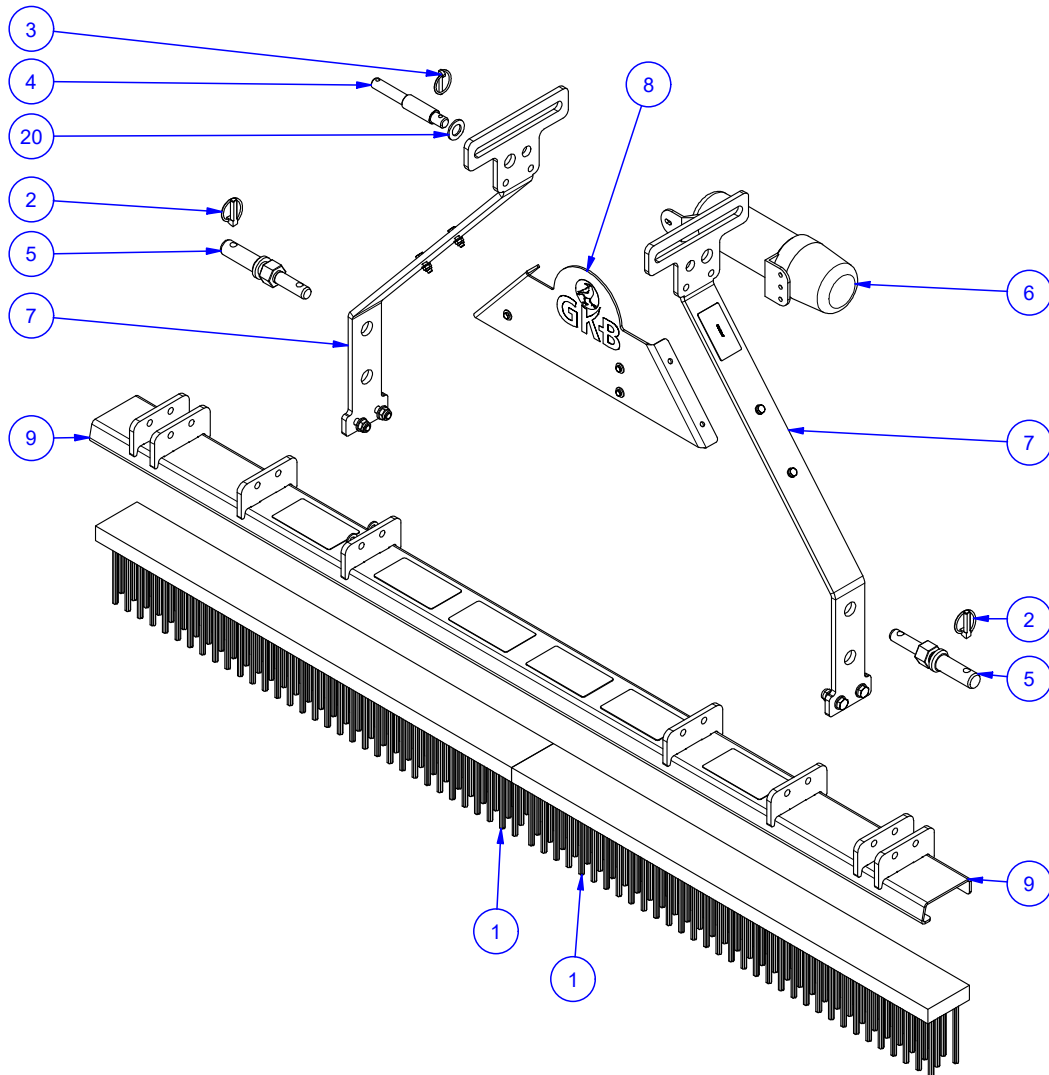


QB200 Base

QB200 Basis



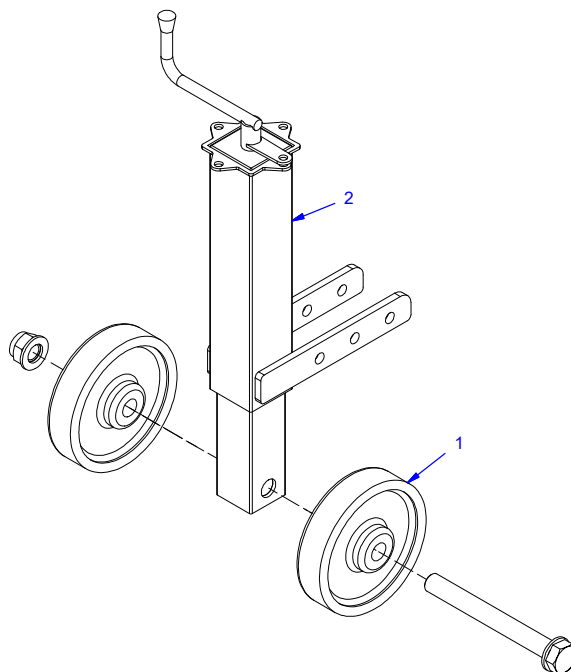
Item	Quantity	Part number	Description	Omschrijving
1	2	0110-0001	Brush 1000x100x30 hoh30 H125x3	Borstel 1000x100x30 hoh30 H125x3
2	2	0305-0001	Lock pin 11mm	borgpen 11mm
3	1	0305-0003	Lock pin 6mm	borgpen 6mm
4	1	1401-0006	Top link pin with efflux 19/25	Topstangpen met verloop 19/25
5	2	1401-0008	Toolpin 22-28	Werktuigpen 22-28
6	1	7090-0002	Manual box	Handleiding houder box
7	2	QB20.01.001	Hitch right	Bok rechts
8	1	QB20.01.003	Filler hitch	Tussenstuk bok
9	1	QB20.02.02	Weldassembly brush holder	Lassamenstelling borstelhouder



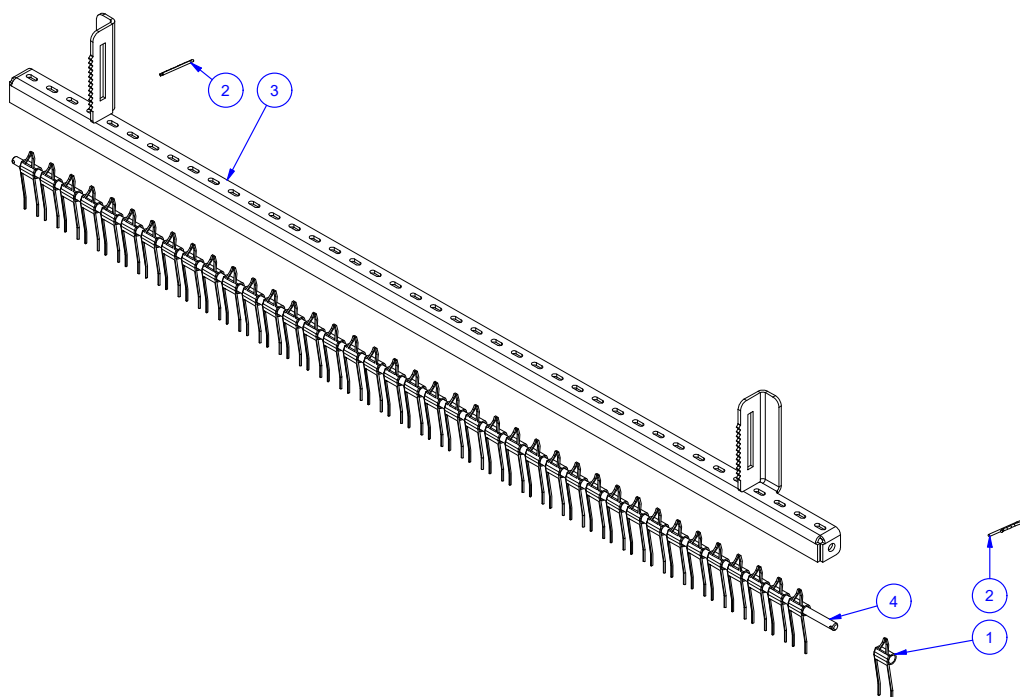
Kit - wheel hight adjustment+ Spring tine bar

QB20.00.01 - Kit - wielhoogte verstelling + kriebeleg

Item	Quantity	Part number	Description	Omschrijving
1	2	1301-0002	Wheel with bearings	Los wiel + Kogellager 150 mm
2	2	QB20.05.03	Complete wheel set	Compleet steunwiel QB200
3	1	QB20.05.02	Support wheel frame	Lassamenstelling steunwiel



Item	Quantity	Part number	Description	Omschrijving
1	40	0111-0002	Spring tine universal	Koolzaadtand Univ.
2	2	0308-0001	Circlip 4x75	Borgveer 4x75
3	1	QB20.04.02	Weldassembly frame toothbar	Lassamenstelling frame tandenbalk
4	1	QB20.04.007	Rod Ø14mm L= 2032,00 mm	Staf Ø14mm L= 2032,00 mm

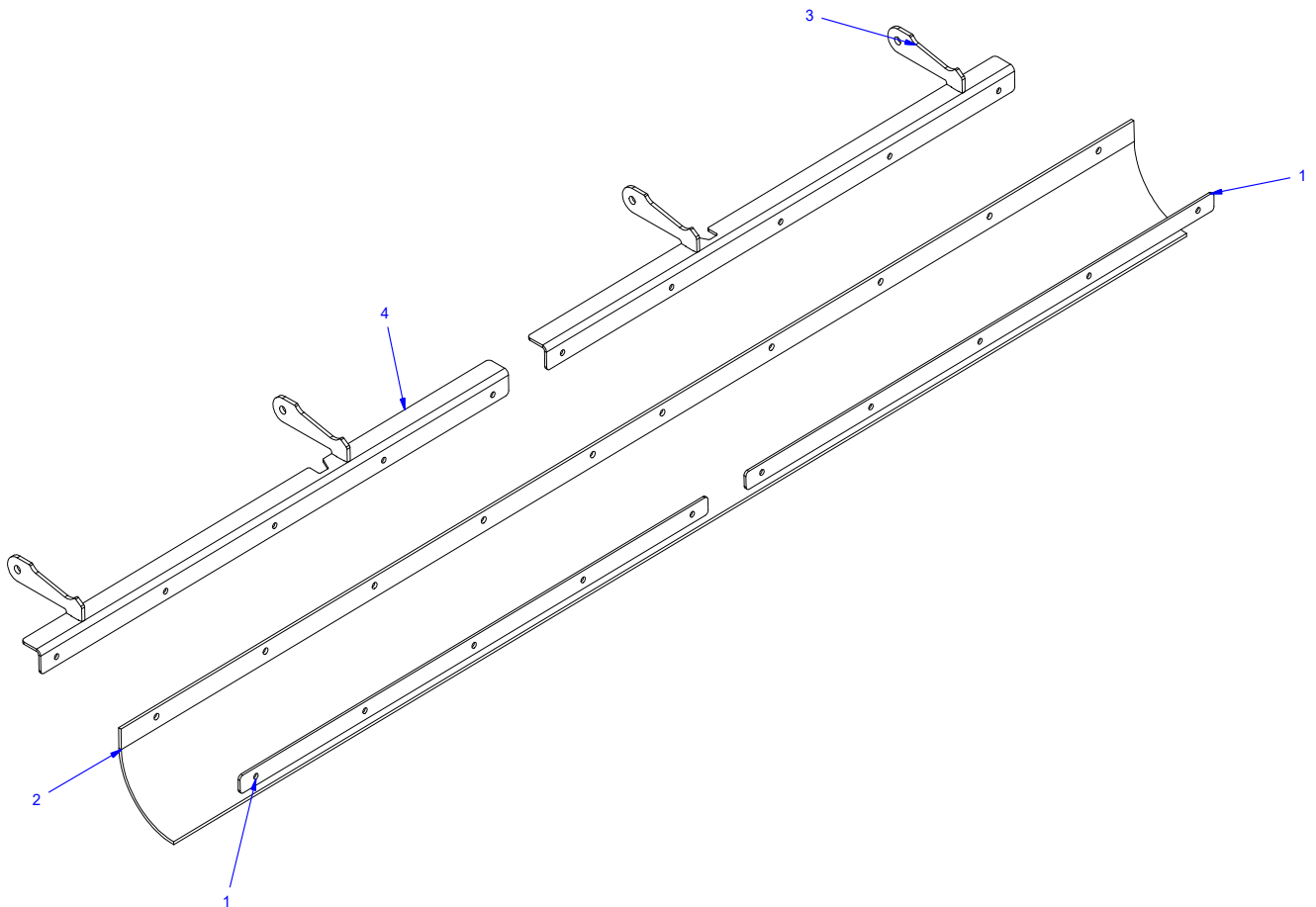


Kit - Rubber flap

QB20.00.03 - Kit - Rubberen flap



Item	Quantity	Part number	Description	Omschrijving
1	2	QB20.08.003	Strip rubber flap	Strip bev. rubber flap
2	1	QB20.08.005	Rubber flap back	Rubberen flap achterzijde
3	1	QB20.08.02	Frame rubber flap left	frame rubberflap links
4	1	QB20.08.03	Frame rubber flap right	frame rubberflap rechts



Three point hitch

QB20.01.01 - Driepunts aansluiting



Item	Quantity	Part number	Description	Omschrijving
1	2	0305-0001	Lock pin 11mm	borgpen 11mm
2	1	0305-0003	Lock pin 6 mm	borgpen 6mm
3	1	1401-0006	Top link pin with afflux 19/25	Topstangpen met verloop 19/25
4	2	1401-0008	Tool pin 22-28	Werktuigpen 22-28
5	1	7090-0002	Manual box	Handleiding houder box
6	2	QB20.01.001	Hitch right	Bok rechts
7	1	QB20.01.003	Filler hitch	Tussenstuk bok
8	2	QB20.01.010	Fixation rod three point	Bev. stang driepunt
9	1	QB20.01.011	Fixation rod three point	Opvulbus driepunt Ø38.5x10 L=37,00 mm

